

Scaled data based on original data using
LM-79-08 Approved Method: Electrical and Photometric Measurements of Solid-
State Lighting Products

Test Report Prepared for
Cooper Lighting Solutions
(formerly Eaton)

Brand: STREETWORKS

Report Number: P457154

Luminaire Tested: **GLAN-SA8C-727-U-AFL**

Issue Date: 1/4/2021

Test Information

Test Method: LM-79-08
Report Number: P457154
TEST IS SCALED FROM IESNA LM-79-08 TEST DATA (G3-2011-042-24)
Test Lab: INNOVATION CENTER
Issue Date: 1/4/2021
Manufacturer: COOPER LIGHTING SOLUTIONS (FORMERLY EATON)
Product Line: STREETWORKS
Catalog Number: GLAN-SA8C-727-U-AFL
Description: GALLEON AREA AND ROADWAY LUMINAIRE
(8) 70 CRI, 2700K, 1050mA LIGHTSQUARES WITH 16 LEDS EACH AND AUTOMOTIVE FRONTLINE OPTICS
Light Source: -
Ballast/Driver: ELECTRONIC DRIVER

Summary

Lumens per Lamp: N/A
Luminaire Lumens: 47943 lumens
Efficiency: N/A
Efficacy: 111.8 lumens/watt
Luminous Opening: Rectangular (W 1.5' x L: 1.5' x H: 0')
IES Classification: Type II - Short
BUG Rating: B3 - U0 - G3

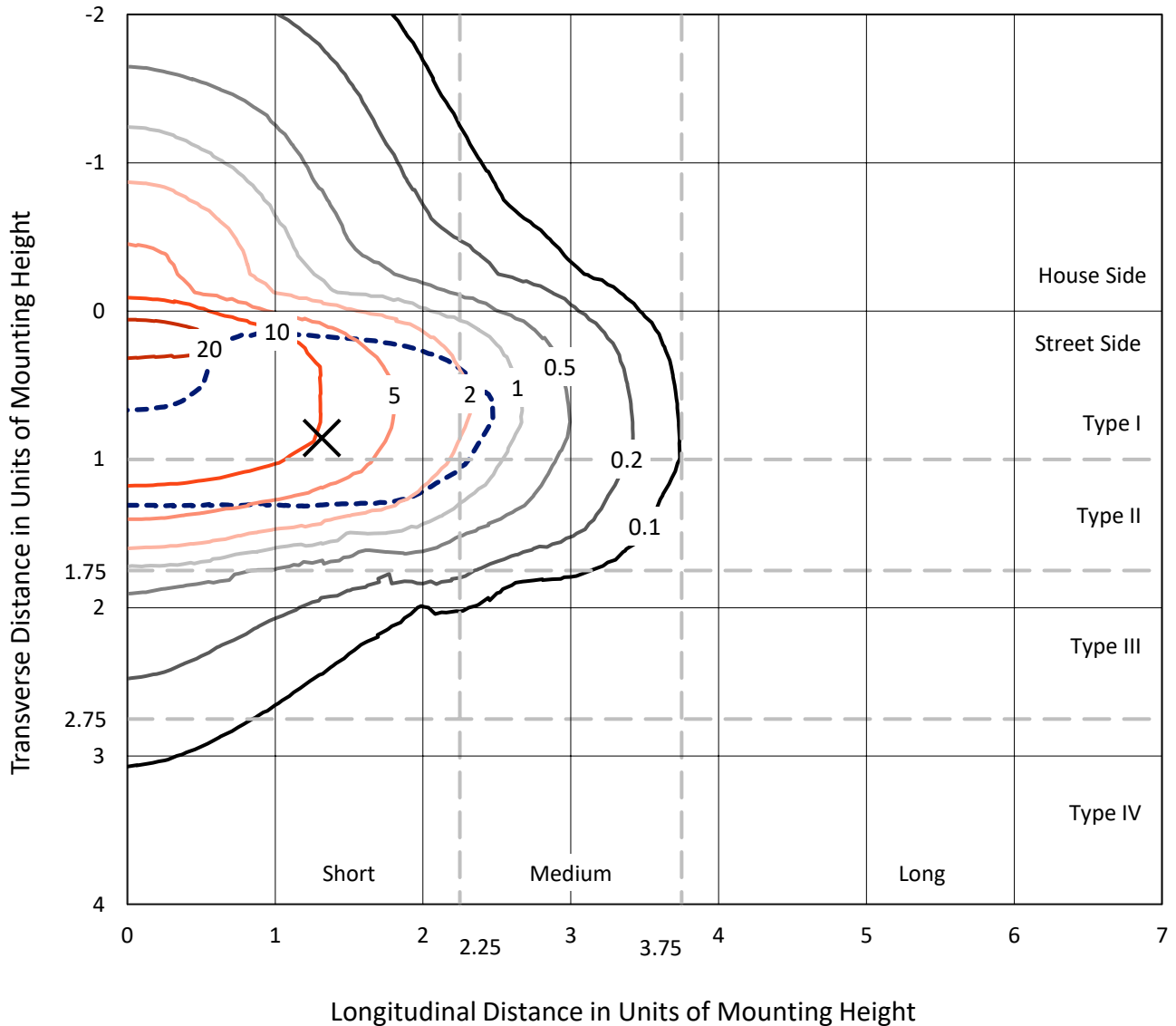
Input Watts (W): 429
Input Voltage (V): NR
Input Current (A_{in}): NR
Voltage Rise (V): NR
Power Factor: NR
Total Harmonic Distortion (THDi): NR
Frequency (hertz): 60
Stabilization Time: NR
Operation Time: NR
Ambient Temperature (°C): NR
Test Distance: 24 FT



REPORT NUMBER: P457154
 CATALOG NUMBER: GLAN-SA8C-727-U-AFL

Iso-Footcandle Lines of Horizontal Illumination

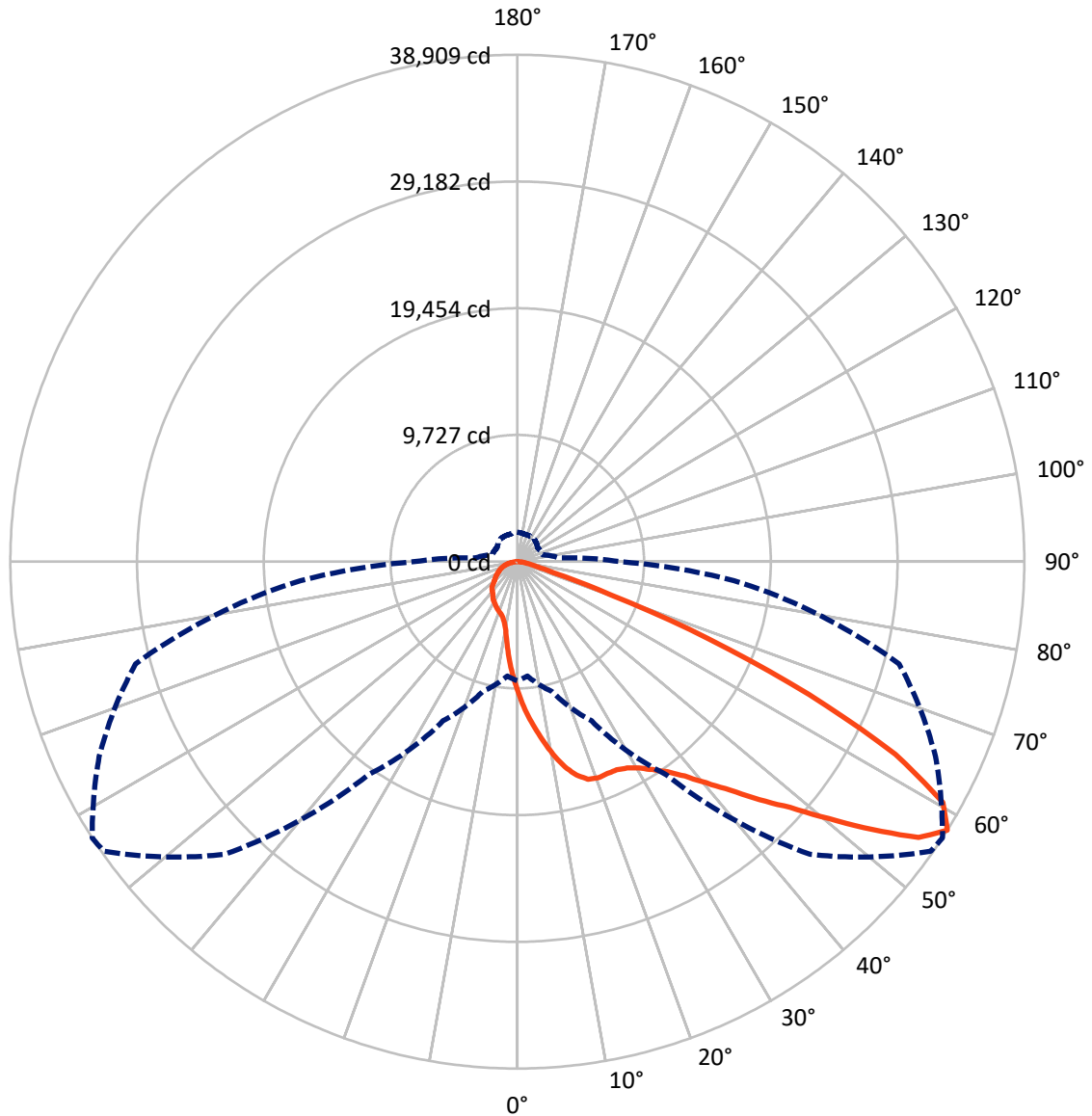
✕ Max cd
 - - - 1/2 Max cd



Based on 25 foot mounting height. Maximum calculated value = 24.5 fc
 Type II - Short - N/A

REPORT NUMBER: P457154
CATALOG NUMBER: GLAN-SA8C-727-U-AFL

Luminous Intensity Polar Plot



— Vertical Plane Through 57-Deg Lateral - - - Horizontal Cone Through 57.5-Deg Vertical

REPORT NUMBER: P457154

CATALOG NUMBER: GLAN-SA8C-727-U-AFL

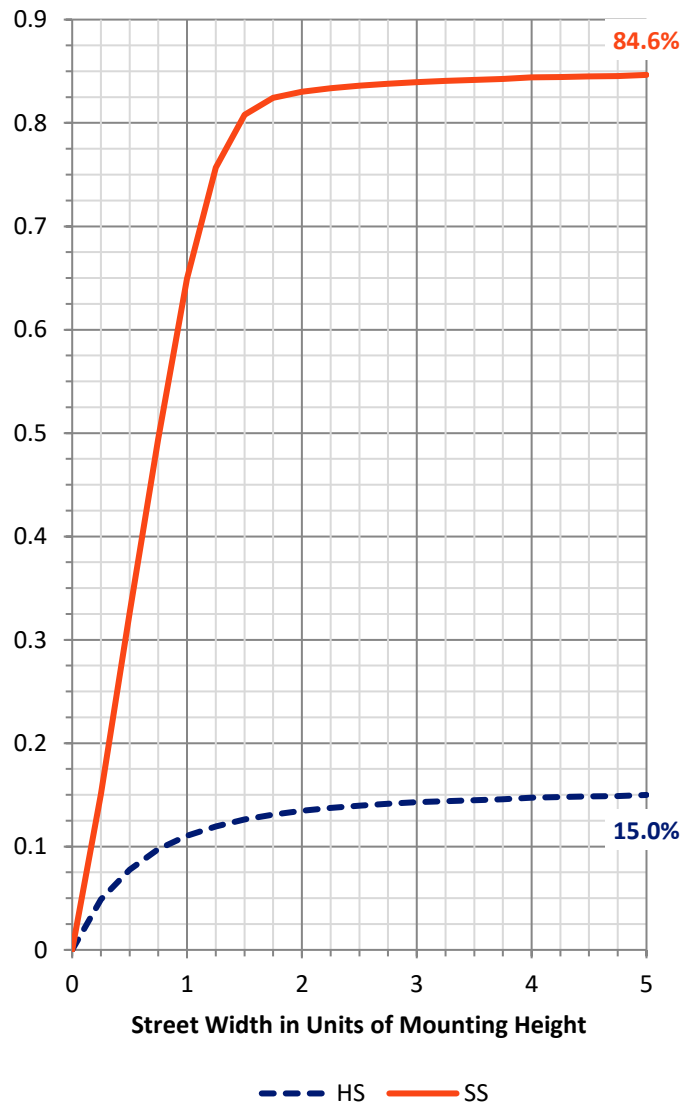
FLUX DISTRIBUTION:

		Downward	Upward	Total
House Side	Lumens	7290.8	0.0	7290.8
	% Fixture	15.2	0.0	15.2
Street Side	Lumens	40652.2	0.0	40652.2
	% Fixture	84.8	0.0	84.8
Total	Lumens	47943.0	0.0	47943.0
	% Fixture	100.0	0.0	100.0

ZONAL LUMENS:

Zone	Lumens	% Fixture
0°-10°	968.0	2.0
10°-20°	2852.9	6.0
20°-30°	4737.3	9.9
30°-40°	7135.7	14.9
40°-50°	10713.6	22.3
50°-60°	12008.6	25.0
60°-70°	7028.0	14.7
70°-80°	2078.8	4.3
80°-90°	420.2	0.9
90°-100°	0.0	0.0
100°-110°	0.0	0.0
110°-120°	0.0	0.0
120°-130°	0.0	0.0
130°-140°	0.0	0.0
140°-150°	0.0	0.0
150°-160°	0.0	0.0
160°-170°	0.0	0.0
170°-180°	0.0	0.0
0°-90°	47943.0	100.0
0°-180°	47943.0	100.0

Coefficient of Utilization



REPORT NUMBER: P457154

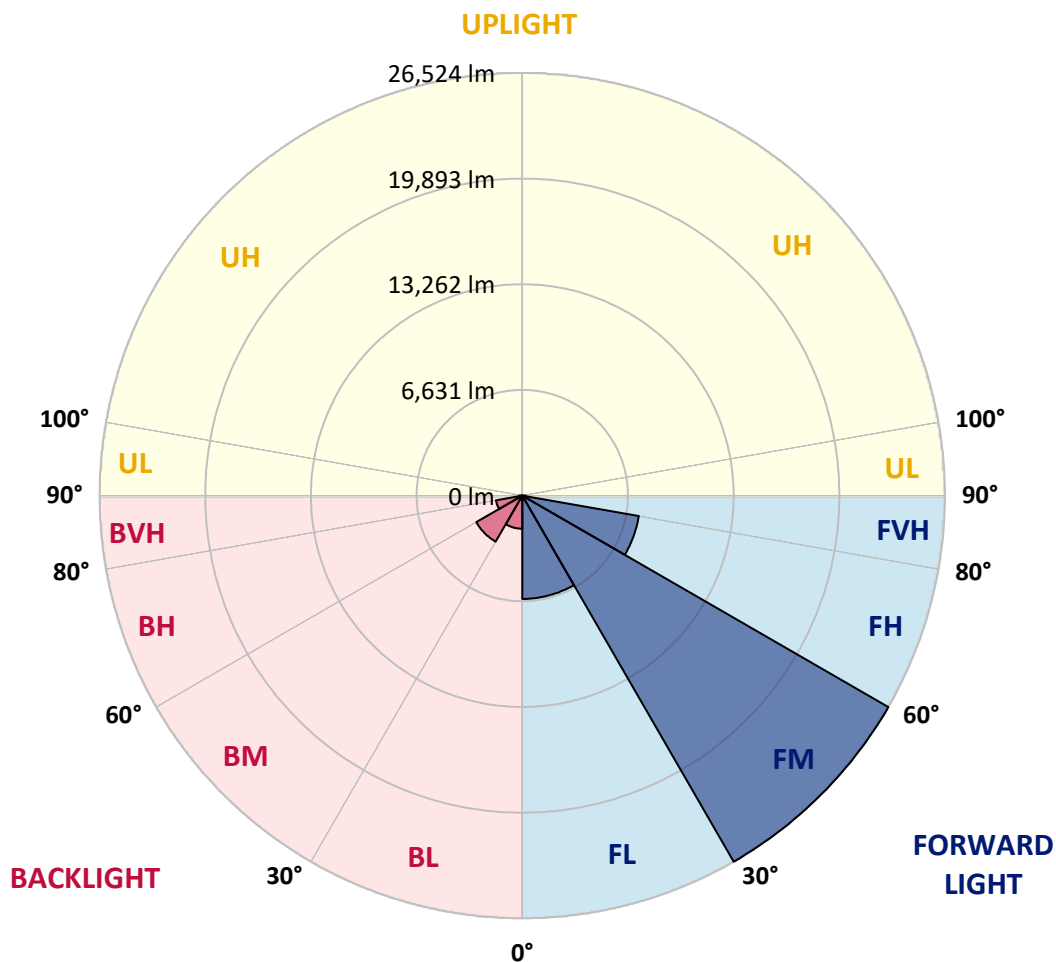
CATALOG NUMBER: GLAN-SA8C-727-U-AFL

LUMINAIRE CLASSIFICATION SYSTEM LUMEN TABLE AND BUG RATING:

Zone		Lumens	% Fixture	Zone Rating/Lumen Limit		
				B	U	G
FL	(0°-30°)	6480.8	13.5			
FM	(30°-60°)	26524.2	55.3			
FH	(60°-80°)	7429.3	15.5			G3/7500
FVH	(80°-90°)	218.0	0.5			G2/225
BL	(0°-30°)	2077.4	4.3	B3/2500		
BM	(30°-60°)	3333.6	7.0	B3/5000		
BH	(60°-80°)	1677.6	3.5	B3/2500		G3/2500
BVH	(80°-90°)	202.2	0.4			G2/225
UL	(90°-100°)	0.0	0.0		U0/0	
UH	(100°-180°)	0.0	0.0		U0/0	

BUG Rating: B3-U0-G3

Type II Short





REPORT NUMBER: P457154

CATALOG NUMBER: GLAN-SA8C-727-U-AFL

CANDELA DISTRIBUTION (FULL):

	0°	5°	15°	25°	35°	45°	55°	57°	65°	75°	85°
0°	10072.3	10072.3	10072.3	10072.3	10072.3	10072.3	10072.3	10072.3	10072.3	10072.3	10072.3
2.5°	12515.6	12379.1	12271.5	12177.0	12053.7	11720.4	11387.1	11381.8	11116.8	10707.4	10287.5
5°	14554.7	14371.0	14394.6	14100.7	13806.7	13323.9	12617.9	12581.2	12016.9	11250.6	10471.2
7.5°	15882.6	15885.2	15811.7	15643.8	15326.2	14777.7	13977.3	13796.2	13011.6	11849.0	10681.1
10°	15814.4	15885.2	16008.6	16152.9	16250.0	15979.7	15250.1	15029.7	14008.8	12573.3	10914.7
12.5°	14906.3	15016.6	15192.4	15554.6	16139.8	16585.9	16336.6	16158.2	15163.5	13295.0	11171.9
15°	14339.5	14405.1	14502.2	14746.3	15376.1	16444.2	17089.8	16995.3	16252.6	14111.2	11460.6
17.5°	14166.3	14231.9	14263.4	14413.0	14861.7	15956.1	17386.4	17554.3	17218.4	14861.7	11751.9
20°	14339.5	14371.0	14371.0	14460.2	14811.9	15670.0	17373.2	17711.8	18011.0	15761.9	12024.8
22.5°	14793.5	14806.6	14788.2	14819.7	15082.2	15748.8	17249.9	17669.8	18651.3	16525.6	12237.4
25°	15530.9	15551.9	15431.2	15357.7	15549.3	16095.2	17318.1	17703.9	19152.5	17255.1	12379.1
27.5°	16368.1	16394.3	16247.4	16076.8	16166.0	16522.9	17585.8	17932.2	19527.8	17974.2	12468.3
30°	17394.2	17404.7	17158.0	16953.3	16895.6	17160.7	18042.4	18365.2	19995.0	18821.9	12602.2
32.5°	18444.0	18522.7	18205.2	17916.5	17819.4	17900.7	18716.9	19029.2	20551.3	19732.5	12817.4
35°	19871.6	19884.7	19504.2	19152.5	18832.4	18937.3	19580.3	19806.0	21320.3	20784.9	13121.8
37.5°	21653.6	21774.3	21249.4	20593.3	20199.7	20047.5	20624.8	20871.5	22398.9	22076.1	13581.0
40°	23632.3	23676.9	23228.2	22818.8	22099.7	21658.8	22057.7	22325.4	23729.4	23616.6	14113.8
42.5°	24876.3	24973.4	25007.5	24965.5	24424.9	23684.8	23837.0	23963.0	25304.0	25062.6	14659.6
45°	25296.2	25440.5	25928.6	26962.6	27020.4	26290.8	25936.5	26057.2	27020.4	26521.7	15181.9
47.5°	24600.7	24847.4	25747.5	27868.0	29455.8	29510.9	28442.8	28177.7	28584.5	27731.6	15559.8
50°	22803.0	22855.5	24233.3	27303.8	30597.4	32589.2	31484.4	30991.0	30069.9	28626.5	15819.6
52.5°	20021.2	20081.6	21236.3	24682.1	29894.0	34741.2	35043.0	34161.2	31578.9	29321.9	15990.2
55°	14861.7	15210.8	16481.0	19811.3	26561.1	34539.1	37872.1	37370.8	33402.8	29873.0	16257.9
57.5°	9138.0	8817.8	10324.2	13478.7	19976.6	31762.6	38746.0	38908.7	35410.4	30334.9	16706.6
60°	4204.2	4267.2	4889.2	6951.9	12177.0	24847.4	36494.3	37523.0	36520.5	30319.2	16819.5
62.5°	2897.3	2839.6	2682.1	3052.1	5553.1	15714.6	30825.7	32568.2	34295.1	29377.0	16370.7
65°	2590.2	2532.5	2228.1	2125.7	2550.9	6849.6	22409.4	24608.6	28875.8	26999.4	15252.8
67.5°	2419.7	2340.9	2026.0	1826.6	1821.3	2726.7	13213.6	15861.6	21417.4	22826.6	13216.3
70°	2241.2	2178.2	1865.9	1645.5	1551.0	1713.7	5807.7	7602.8	13906.5	16449.5	10295.3
72.5°	2062.7	1989.3	1708.5	1472.3	1348.9	1283.3	2225.5	2894.7	7857.3	9862.3	6311.6
75°	1802.9	1766.2	1527.4	1333.2	1199.3	1036.6	1411.9	1611.4	3758.1	4529.6	3167.6
77.5°	1577.2	1537.9	1356.8	1165.2	1068.1	842.4	1002.5	1094.4	1585.1	1837.0	1430.3
80°	1154.7	1194.1	1144.2	1028.7	952.6	661.3	674.5	750.6	942.1	1041.9	873.9
82.5°	732.2	805.7	881.8	792.6	721.7	522.2	467.1	496.0	643.0	682.3	388.4
85°	307.0	312.3	511.7	482.9	412.0	309.7	280.8	296.6	343.8	359.5	181.1
87.5°	118.1	115.5	181.1	168.0	128.6	89.2	89.2	99.7	136.5	126.0	57.7
90°	0.0	0.0	0.0	0.0	0.0	0.0	0.0	0.0	0.0	0.0	0.0



REPORT NUMBER: P457154

CATALOG NUMBER: GLAN-SA8C-727-U-AFL

CANDELA DISTRIBUTION (continued):

	90°	95°	105°	115°	125°	135°	145°	155°	165°	175°	180°
0°	10072.3	10072.3	10072.3	10072.3	10072.3	10072.3	10072.3	10072.3	10072.3	10072.3	10072.3
2.5°	10106.4	9920.1	9550.0	9090.8	8754.8	8376.9	8043.6	7804.8	7715.6	7673.6	7594.9
5°	10098.5	9731.1	8964.8	8161.7	7516.2	6854.8	6295.8	5933.7	5902.2	5660.7	5637.1
7.5°	10101.1	9539.5	8319.2	7138.2	6154.1	5477.0	5015.1	4894.4	4750.1	4713.3	4731.7
10°	10109.0	9295.5	7626.4	6125.2	5172.6	4729.1	4555.9	4508.6	4513.9	4529.6	4532.3
12.5°	10119.5	9059.3	6907.3	5356.3	4621.5	4437.8	4419.4	4461.4	4506.0	4540.1	4548.0
15°	10132.6	8789.0	6206.6	4737.0	4345.9	4330.2	4390.5	4461.4	4524.4	4574.3	4582.1
17.5°	10116.9	8474.0	5618.7	4356.4	4193.7	4269.8	4369.6	4458.8	4516.5	4563.8	4569.0
20°	10080.1	8122.4	5051.9	4088.7	4099.2	4222.6	4330.2	4414.2	4477.2	4500.8	4519.1
22.5°	9938.4	7702.5	4558.5	3881.4	3986.4	4157.0	4285.6	4335.4	4264.6	4214.7	4227.8
25°	9697.0	7156.6	4099.2	3713.5	3884.0	4065.1	4196.3	4075.6	4017.9	3996.9	4007.4
27.5°	9395.2	6558.3	3752.8	3537.6	3752.8	3962.8	3926.0	3905.0	3878.8	3844.7	3852.6
30°	9069.8	5973.0	3458.9	3401.2	3611.1	3731.8	3747.6	3781.7	3752.8	3700.3	3721.3
32.5°	8768.0	5421.9	3235.8	3285.7	3511.4	3493.0	3611.1	3650.5	3516.6	3340.8	3348.7
35°	8510.8	4910.2	3067.9	3172.8	3340.8	3348.7	3466.8	3330.3	3186.0	3102.0	3107.2
37.5°	8316.6	4511.3	2957.6	3075.7	3123.0	3222.7	3159.7	3088.9	3070.5	3012.8	3015.4
40°	8201.1	4162.2	2886.8	2999.6	2991.8	3060.0	2857.9	2928.8	2955.0	2936.7	2939.3
42.5°	8085.6	3915.5	2813.3	2894.7	2892.0	2758.2	2713.6	2773.9	2842.2	2850.0	2844.8
45°	7993.8	3724.0	2737.2	2734.6	2787.1	2577.1	2564.0	2600.7	2697.8	2745.1	2742.5
47.5°	7891.4	3563.9	2621.7	2548.2	2564.0	2464.3	2443.3	2459.0	2577.1	2653.2	2674.2
50°	7762.8	3403.8	2477.4	2377.7	2312.1	2359.3	2364.5	2367.2	2485.3	2571.9	2590.2
52.5°	7660.5	3283.1	2312.1	2238.6	2159.8	2264.8	2304.2	2309.4	2380.3	2451.1	2464.3
55°	7720.9	3214.8	2149.3	2096.9	2026.0	2167.7	2243.8	2254.3	2270.1	2322.6	2330.4
57.5°	7901.9	3230.6	2018.1	1949.9	1897.4	2052.2	2180.8	2188.7	2178.2	2241.2	2251.7
60°	7957.0	3222.7	1921.0	1787.2	1755.7	1928.9	2089.0	2104.7	2102.1	2194.0	2212.3
62.5°	7726.1	3123.0	1823.9	1650.7	1629.7	1802.9	1960.4	2023.4	2036.5	2167.7	2191.3
65°	7182.9	2918.3	1695.3	1506.4	1506.4	1669.1	1837.0	1923.7	1960.4	2136.2	2162.5
67.5°	6466.4	2676.8	1564.1	1383.0	1377.8	1540.5	1705.8	1795.1	1852.8	2091.6	2107.4
70°	5366.8	2351.4	1401.4	1249.2	1249.2	1396.2	1545.7	1653.3	1737.3	2007.6	2007.6
72.5°	3676.7	1955.1	1204.6	1097.0	1099.6	1236.1	1388.3	1509.0	1608.7	1839.7	1844.9
75°	2325.2	1527.4	989.4	934.3	944.8	1073.4	1230.8	1356.8	1556.2	1818.7	1826.6
77.5°	1236.1	1073.4	787.3	774.2	787.3	905.4	1081.2	1254.4	1561.5	1577.2	1551.0
80°	800.4	761.1	622.0	595.7	601.0	729.6	963.1	1191.5	1254.4	1270.2	1212.5
82.5°	435.6	482.9	440.9	414.6	414.6	569.5	821.4	947.4	900.2	747.9	713.8
85°	186.3	225.7	228.3	199.5	191.6	351.7	551.1	517.0	480.3	459.3	454.0
87.5°	52.5	73.5	73.5	55.1	42.0	97.1	110.2	31.5	0.0	2.6	5.2
90°	0.0	0.0	0.0	0.0	0.0	0.0	0.0	0.0	0.0	0.0	0.0

(END OF REPORT)